




KK JEWELRY LAB



SIZE CHART INSTRUCTIONS





KK JEWELRY LAB


We usually know our ring size. But what happens when we want to offer a ring as a gift to our loved ones?

Well, here are a few things that we need to know about rings: wearing a ring must always feel comfortable, but not loose as if ready to fall. The best way to find the exact ring size is to visit a local jewelry shop, where the ring size is measured by means of adequate tools. To select a ring, it is necessary to know its exact size. By size, we mean the ring's inside diameter and circumference. There are many ways to calculate a ring size, depending on where are.

In Greece, ring sizes are calculated in accordance with the 8653:1986 ISO Standard, i.e. by determining the inside diameter measured in millimeter (mm). The following table correlates the inside diameter or diameter of the ring with its size. Should you need more information about a ring size calculation, please visit either <http://www.jewerpedia.com> or <http://el.wikipedia.org>.

Ring size calculation based on its inside diameter.

In order not to be confused or to avoid printing out a template from our website, which may also be misleading according to our experience, we prefer to show you a simple way to measure the size of your preferred ring. The ring diameter measures the distance across the middle inside.



KK JEWELRY LAB

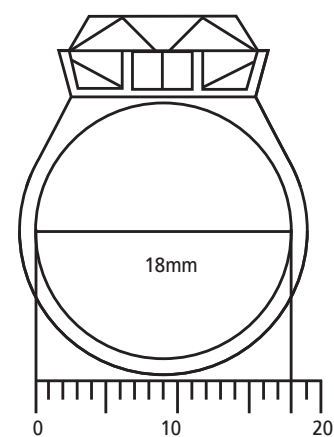
SIZE CHART INSTRUCTIONS



ΕΣΩΤΕΡΙΚΗ ΔΙΑΜΕΤΡΟΣ / INSIDE DIAMETER (mm)	ΕΣΩΤΕΡΙΚΗ ΠΕΡΙΜΕΤΡΟΣ / INSIDE CIRCUMFERENCE (mm)	ΜΕΓΕΘΟΣ / SIZE
--	--	-------------------


13,06	41	41
13,26	41,7	42
13,67	42,9	43
14,07	44,2	44
14,27	44,8	45
14,68	46,1	46
14,88	46,8	47
15,29	48	48
15,49	48,7	49
15,9	50	50
16,31	51,2	51
16,51	51,9	52
16,92	53,1	53
17,32	54,4	54
17,53	55,1	55
17,93	56,3	56
18,14	57	57
18,54	58,3	58
18,75	58,9	59
19,15	60,2	60
19,56	61,4	61
19,76	62,1	62
20,17	63,4	63
20,37	64	64
20,78	65,3	65
21,18	66,6	66
21,39	67,2	67
21,79	68,5	68
22	69,1	69
22,4	70,4	70
22,61	71	71
23,01	72,3	72
23,42	73,6	73
23,62	74,2	74
23,83	74,8	75

ΕΣΩΤΕΡΙΚΗ ΔΙΑΜΕΤΡΟΣ
INSIDE DIAMETER
(mm)

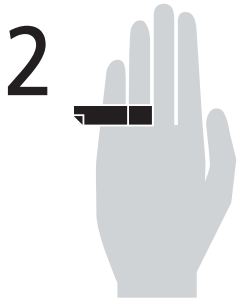


KK JEWELRY LAB

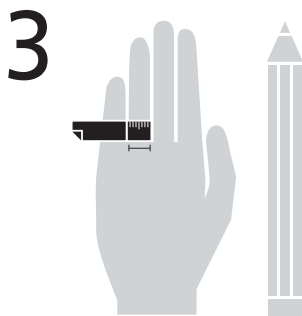
SIZE CHART INSTRUCTIONS



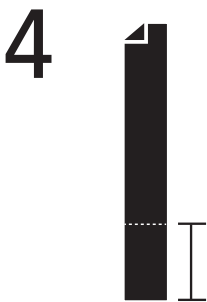
Cut a thin strip of paper or a fine stitching yarn, i.e. 10mm (1cm) thick and 40-80 mm (4-8cm) long. The thickness of the paper or yarn allows fewer errors in measurements due to its wider surface.



Wrap the strip of paper around the area of the finger where you are supposed to wear the ring. The strip must neither be wrapped too tight nor too loose around the finger.



Mark the spot where the paper meets and measure the distance with your ruler. The images will help you to furtherly understand the procedure.



Finally, take the measured length of the paper and compare it to the following table in order to find out the respective inside diameter and size of the ring. If the measurement falls somewhere in between two whole sizes, we recommend you to choose the bigger size.

